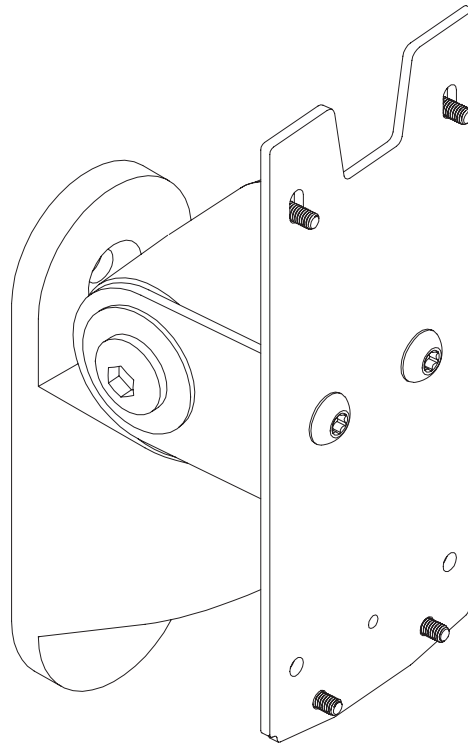


PTS-WM-6200M

Installation Instructions


Innovative Ergonomic Solutions companies



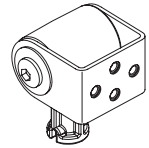
PTS-WM-6200M

Parts List

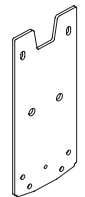
A Wall Mount 1x
RP406795




B Mini Tilter 1x
416267



C Equinox 6200M Adapter Plate 1x
115097



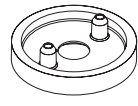
D Tilt Bracket Screw 2x
113900




E M3-0.5 x 6mm Button Head Screw 4x
715251




F Dog Washer 1x
105189



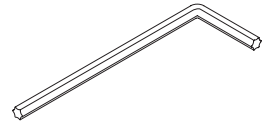
G 10-32 x 3/8" FPhMS w/Lock Patch 1x
705198



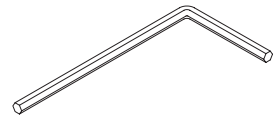
H T10 L-Key 1x
714898



I T25 L-Key 1x
714899



J 7/32" Allen Wrench 2x
701127



1

